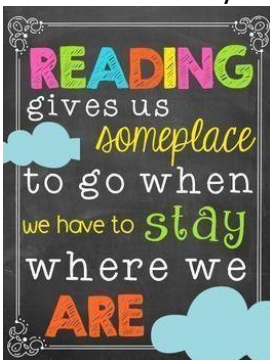




Badsley Primary School

Home Learning – Weekly Overview



Year Group:	2	Week Commencing:	4th May 2020
--------------------	----------	-------------------------	--------------------------------

Home Learning	Where could you find this? Website and documents to support you.
<p>Reading Reading is one of the most important skills that children can practise and develop. Please share books with your child daily and encourage them to read to you.</p> <div style="text-align: center;">  </div> <p>When you have finished reading you could...</p> <ul style="list-style-type: none"> ☺ Write a letter to the author. Tell them about why you liked about the book, what your favourite part was and ask them questions about the book. ☺ Think about what would happen next after the story has finished. ☺ Create a book in a box <p>These are stories that you are also familiar with. Use the links across the page to listen to somebody read them to you.</p> <div style="display: flex; justify-content: space-around; align-items: flex-start;"> <div style="text-align: center;">  </div> <div style="text-align: center;">  </div> </div>	<p>You can read or listen to lots of different stories using this link: https://www.storynory.com/</p> <p>Watch stories online at: https://www.bbc.co.uk/cbeebies/stories</p> <p>For ideas and resources, have a look at: www.twinkl.co.uk/offers (Code: UKTWINKLHELPS)</p> <p>In Year 2, we have enjoyed reading: Georges Marvellous Medicine – Roald Dahl</p> <ul style="list-style-type: none"> • https://www.roalddahl.com/roald-dahl/stories/f-i/georges-marvellous-medicine <p>You can also find out more about the character George on this site.</p> <ul style="list-style-type: none"> • https://www.audible.co.uk/ep/title?asin=B00MOLSAKK&source_code=M2M30DFT1BkSH101514006M&&ipRedirectOverride=true <p>Moon – Britta Teckentrup https://www.youtube.com/watch?v=Oh26H-ogpy8</p>

Writing

It is important that the children keep practising their writing. Here are a few ideas to get them going:

- ☺ Jump into a picture – It's a magical garden
 - Imagine you stepped into the picture opposite.
 - Write a settings description – what might you see, hear, smell, touch?
- ☺ Write a postcard to your friends or family describing what you have been doing while in the picture.
- ☺ Create a character that you might meet there and write about them.
- ☺ Find out information about a plant or tree that might grow in the garden and write about it
- ☺ Design a magical plant or a tree that may grow in this garden. Write an information sheet about it.

Remember to include:

- Expanded noun phrases to describe something
- Correct spelling and punctuation
- Different conjunctions such as but, when, if, because
- Headings in your report
- Funny moments or your opinion to engage the reader.

Spellings we would like you to practise:

Where – **Where** have all the biscuits gone?

Were – Where **were** you going?

Can you also spell these words correctly in a sentence?

When

Why

What

With


What

Which

Vocabulary

We have worked so hard to develop our vocabulary this year. Keep up your knowledge of word meanings by playing the vocabulary quiz at:

<http://resources.hwb.wales.gov.uk/VTC/Phase2delivery/Wales/Literacy/Keystage2/Writing/Usingsynonyms/Introduction/wbpopup1.htm>



Practise reading and spelling the Y1 and Y2 common exception words

<https://www.twinkl.co.uk/resource/t-l-5157-new-year-2-common-exception-words>

These words are also in your reading diaries.

You can practise your phonics at:

<https://www.phonicsbloom.com/uk/game/list/phonics-games-phase-5>

Maths

Everyday counting with children is invaluable. Continue to practise counting in 2's, 3's, 5's and 10's.

Can you say what is 10 more or ten less than any 2-digit number?

Can you do it mentally?

EXT – can you add or take away 20, 30, or 40 from different 2-digit numbers?

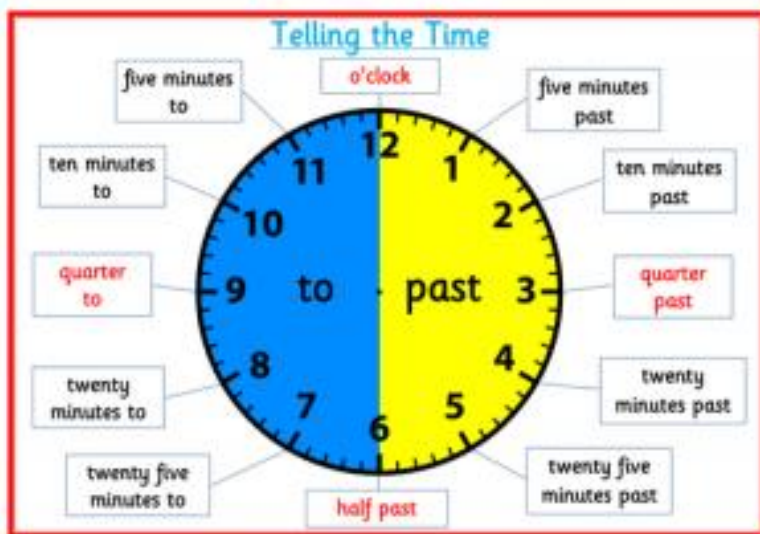
Don't forget to practise your 2, 5, and 10 times tables and the accompanying division facts.

$$\text{If } 6 \times 5 = 30 \text{ then } 30 \div 5 = 6$$

You could also try learning your 3 and 4 times table.

We have been learning about time. Telling the time is a very important skill to have.

Can you tell the time using o'clock, quarter past, half past and quarter to? Can you make your own clock to practice with?



- How many seconds are in a minute?
- How many minutes are in an hour?
- How many hours are in a day?
- How many days are in a week?
- How many months are in a year?
- How many minutes are in quarter of an hour?
- How many minutes are in half an hour?
- How many minutes are in three quarters of an hour?

<https://whiterosemaths.com/homelearning/year-2/>

Continue using:

<https://trockstars.com/>

Why not have a look at:

Telling the time:

<https://www.youtube.com/watch?v=Ph7dTIMOVA>

Downloadable time worksheets can be found here:

<https://www.senteacher.org/printables/Mathematics/18/TellingTheTimeClocks.html>

Read the times from your screen if you haven't got access to a printer.

Number knowledge:

<https://www.to14.com/game.php?id=4d486a5e6f9d0>

Mental Maths is very important. Use this link to help you practise rapid recall of these facts.

<https://www.topmarks.co.uk/maths-games/hit-the-button>

You will find all sorts of interactive maths games at:

<https://www.ictgames.com/mobilePage/index.html>

Use these facts to help you answer these questions:

1. If it is 10 o'clock now. What time will it be in half an hour?

2. James walked for 1 hour. He set off at quarter past 11. What time did he finish his walk?

Can you make your own questions up?

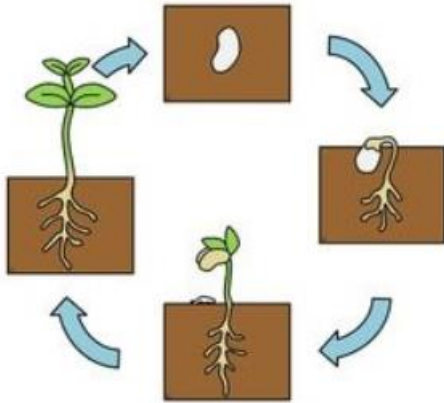
Science

As part of our Scented Garden learning project, we are going to learn about the lifecycle of a plant.

Watch this clip to find out what a lifecycle is:

<https://www.bbc.co.uk/bitesize/clips/z3wsbk7>

Can you create your own lifecycle of a plant?



You could:

- Draw it and then label it
- Make a collage
- Use things you have found in your garden
- Write a diary for the seed.
- Use 2Paint on Purple Mash

Try it in real life

Plant a seed in a jar. If you put the seed next to the glass you will be able to see it growing. Bean seeds work well.

Watch some plants growing here:

<https://www.youtube.com/watch?v=w77zPAAtVTuI>

<https://www.youtube.com/watch?v=MgDZBqTuUuE>



<https://www.youtube.com/watch?v=RTRW2Cf9U2U>

History

Next week it will be VE day. The 8th May 1945 marked the end of World War Two in Europe. The **day** was one of celebration in Britain and saw people coming together in street parties.

How could you show what you have learned?

Some ideas

- An information poster
- Your own video

Could you make bunting for your own party?

Use the YouTube clip on this page to find out all about it:

<https://www.mrtdoeshistory.com/ve-day-key-stage-1>

Other information and clips can be found on this page

<https://www.mrtdoeshistory.com/75th-anniversary-ve-day>

Art

Can you make a bunch of flowers to give to someone special to brighten up their day?



Here are some ideas:

<https://www.easypeasyandfun.com/flo-er-crafts/>

Remember, if you need some help from your teacher or you would just like to say hello, why not email us at year2@badsleyprimary.org we would **LOVE** to hear from you!

Each class also have a Blog on Purple Mash. The teachers and children can type messages to each other.

Stay safe and we will hopefully see you soon.



Mrs Russell, Miss Eccles, Mrs Green, Mrs Wilkinson and Mrs Oswick xx