

Home Learning Pack 11.05.20

Reading

The Bear Who Came to Babysit

Arno and Bibi were helping Mum and Mike to pack for their honeymoon. Mum checked her list. "Clothes, toothbrush, tickets... We just need the babysitter to arrive," she said.



"We've found you the perfect one," said Mike with a wink. "You're going to have a great time! You'll bear-ly notice we're gone."

But little did the children know, the babysitter was... a great, big BEAR!
"Be on your best behaviour," said mum. "We'll be back in a few days!"

The children stood speechless, staring at their new babysitter. Arno turned to his sister. "Is this really happening?" he asked.

"Whoever heard of a bear babysitter?" shrugged Bibi.

"GRRR" growled the bear.



That night the bear ran a bath. "Don't forget the bubbles!" said Bibi, handing the bear the bottle. The bear squeezed it very hard!

"This is fun" giggled the children. "GRRR" growled the bear.

The next morning, Bibi and Arno sat down at the table. "I wonder what's for breakfast," said Arno. The bear gave them each some extremely sticky honey.

"This is delicious," chuckled the children.

"GRRR!" growled the bear.



After breakfast, it was time to go to school. Arno and Bibi hopped into the car and buckled their seatbelts as the bear squeezed into the driver's seat. Screech! went the breaks.

"Weeeeeee!" said the children. "GRRR!" growled the bear.



That night, the bear tucked the children into bed. They snuggled up to listen to a bedtime story. "Goodnight," whispered Arno.

"Goodnight," whispered Bibi.

"GRRR!" growled the bear.

The next day was Saturday so the children slept late. Meanwhile, the bear did some laundry and hung it on the line. "Good morning!" called the neighbour. "GRRR!" growled the bear.

When the children finally woke up, the bear was busy washing the dishes.

"Good morning, Bear!" shouted Bibi as they both raced downstairs. "How did you sleep—"

"Yuck!" said the children. This was not how Mum and Mike usually did the dishes. In fact, the bear hadn't done anything the way that Mum and Mike usually did.



“They won’t let you babysit again if they see all this mess!” cried Arno.

“GRRR!” growled the bear.



They rushed to gather the clothes from the line and placed them in the washing machine. They whizzed around the kitchen until the dishes were spotless and the sticky breakfast mess was all cleaned up.

They sped through the upstairs rooms, mopping up the bathroom and tidying up the bedroom. Arno hastily patched up the curtains while Bibi and the bear hurriedly painted the car...just as Mum and Mike arrived home!



“Well, you both look happy!” said Mike. “And the house looks very tidy!” said Mum. “Have you all had fun?”

“Yes!” shouted the children. “GRRR!” growled the bear.

After the bear had gone, Mum asked the children, “Would you like your new friend to babysit again one day?”

“GRRR!” growled the children.



Questions

1. Why are Arno and Bibi 'speechless' at the beginning of the story? **Tick one.**

- Because they don't have a babysitter.
- Because the babysitter is their teacher.
- Because the babysitter is a bear.

2. What is the first thing the bear does for the children?

3. What word do the children use to describe the honey they have for breakfast?

4. Draw a line to match the word to its meaning.

advert

clothes that need to be washed

laundry

in a quick manner

hurriedly

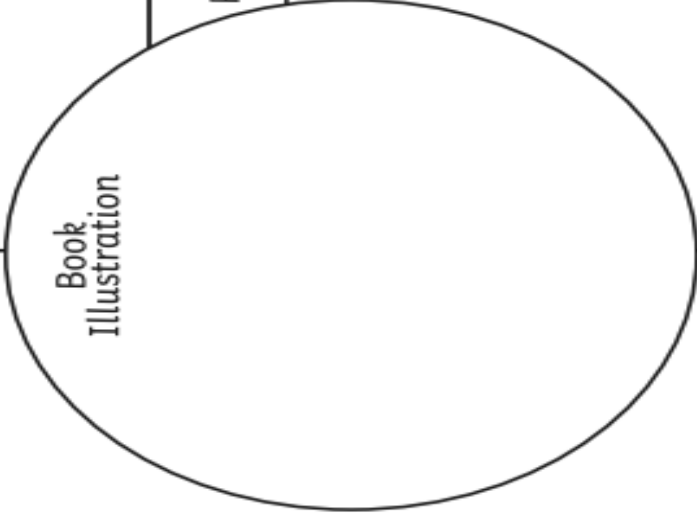
notice promoting a product or service

5. What does Mum ask the children once the bear has left?

6. Do you think Arno and Bibi had fun with the bear? Why?

Reading

Read a book and write a book review once you have finished.

<p>Book Title: _____</p> <p>Author: _____</p> <p>Fiction or Non-fiction: _____</p>	<p>Who would you recommend the book to? Why?</p>
<p>Book Illustration</p> 	
<p>Rating: ★ ★ ★ ★ ★</p>	
<p>What ages and interests is this book suitable for? Why?</p>	

Writing

Write instructions for something you have done or made. It could be how to plant a sunflower, how to make a sandwich, how to build something with Lego or even how to play a computer game.

Remember to include a title, what you will need, numbered instructions in the correct order and time connectives.

after	as soon as possible	before	earlier
eventually	finally	in the beginning	in the end
just at that moment	just then	later	meanwhile
next	several months later	suddenly	while
first	without warning	second	after that

Spellings we would like you to practise:

See – I love to **see** the sun setting in the evening.

Sea – The **sea** is calm today.

Can you also spell these words correctly and put them into a sentence?

kind

find

great

steak

break

busy

Instructions template

You will need:

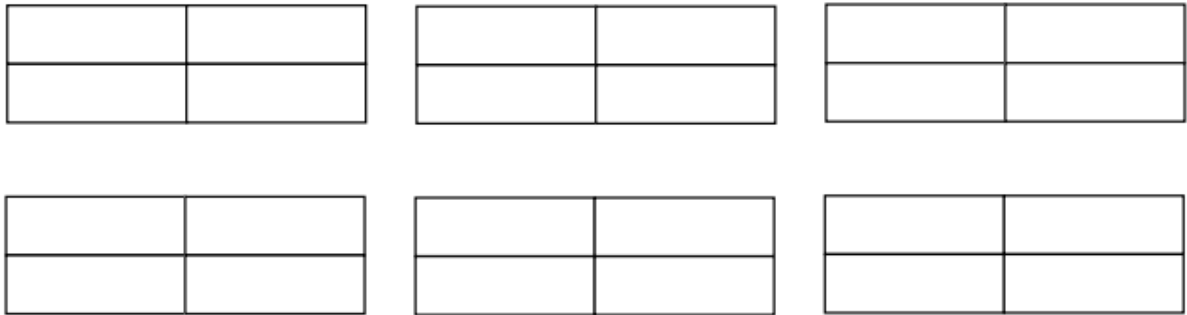
1. _____

2. _____


3. _____

Maths

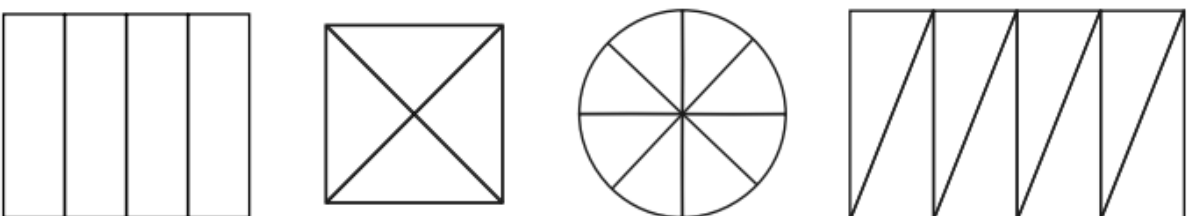
Can you find 6 different ways to shade $\frac{1}{2}$ of these shapes?



Shade $\frac{1}{4}$ of these shapes.



Now shade $\frac{1}{4}$ in a different way.



Find a half of these numbers **12, 18, 6, 24, 32, 10.**

Find a quarter of these numbers **16, 20, 12, 4, 32.**

Find a third of these numbers **9, 21, 15, 27, 33.**

Name: _____ Date: _____

Arithmetic

- Read the questions carefully
- What is it asking you to do?
- What is the best method to use?
- What will happen to the number?
- Can you make an estimate of what the answer will be?

1. $6 + 7 =$

2. $35 - 6 =$

3. $55 - 25 =$

4. $2 \times$ $= 12$

5. $40 \div$ $= 8$

6. $\frac{1}{2}$ of $= 8$

7. $8 + 4 + 2 =$

8. $34 + 52 =$

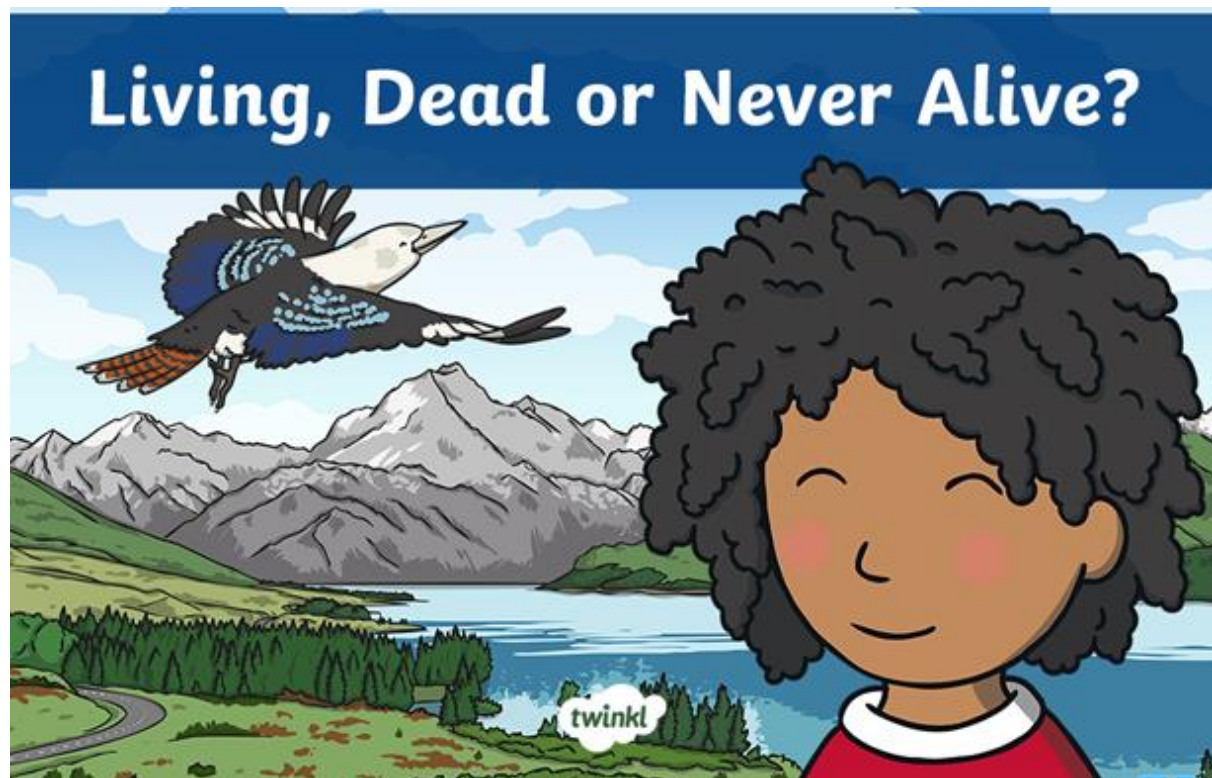
9. $\frac{1}{4}$ of 12 =

10. $20 +$ $+ 16 = 36$

11. $\frac{3}{4}$ of 20 =

12. $20 \div 10 =$

Science



How do we know if something is alive?

There are certain things all living things do:

- move – think about how a flower will open up towards sunlight
- make more of their own type – humans and other animals have babies, birds will lay eggs
- respond to the place they are in – if a plant is in a dark place, it will try to grow towards the light
- feed – animals will eat food, plants will suck up goodness from soil
- grow
- get rid of waste – like when humans go to the toilet
- need oxygen



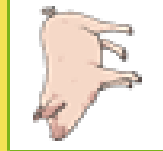

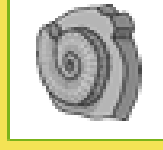


Which are living, which are non-living and which never lived?

living

nonliving

never lived



Art

Can you recreate this famous painting by Claude Monet?

You could sketch it, use colouring pencils, paint or even different materials found in your garden.

